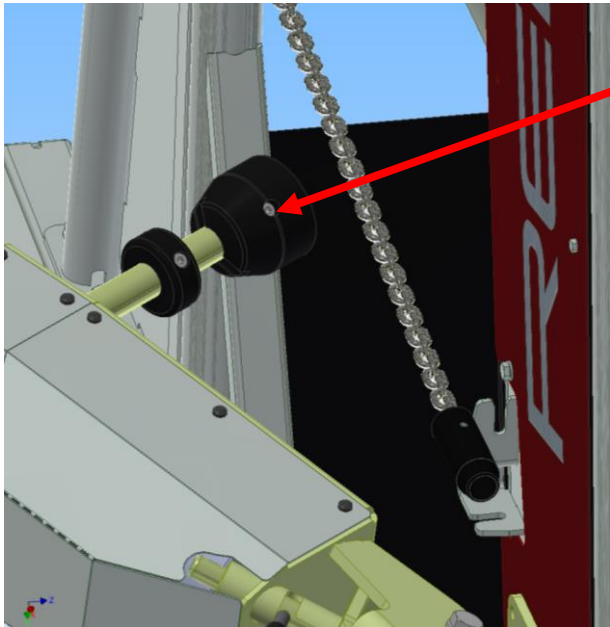


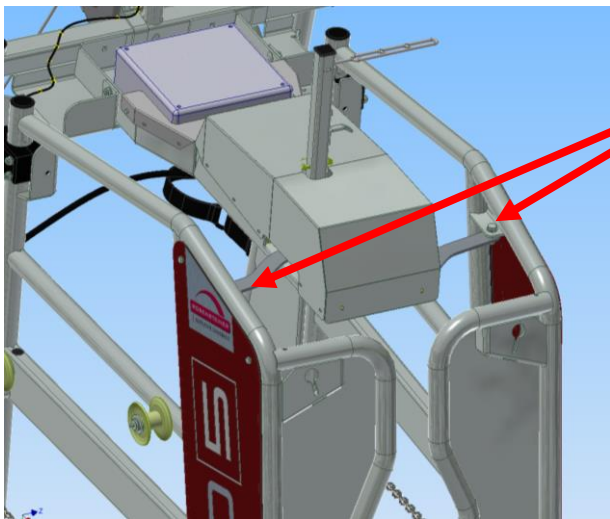
Procedure in case of a broken relay or contactor or power outage for the Red 5



Front foot winch:

Unscrew outer plastic cap to release the belt.

Loosen cylinder head screw M8 and remove turned part from the shaft.




Catching device:

The catching device can be opened by loosening the upper screws and releasing the lever, in case of a broken relay or contactor.

Loosen the M12 screw and release the lever, then open the catching device manually.

Please note: There is a pivot installed that must be stored safely while disassembling the device!



Rear leg lifting:

In case of emergency (if the animal is still secured at the rear) the rope of the rear leg winch must be cut through.